

Ⓓ Aufbauanleitung

Ⓕ Notice de montage

Ⓖ Montagehandleiding

Ⓒ Montážní návod

Ⓗ Szerelési útmutató

Ⓓ Montaj talimatları

Ⓖ Assembly instruction

Ⓙ Istruzioni di montaggio


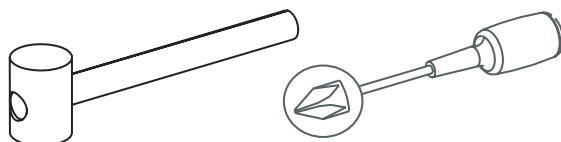
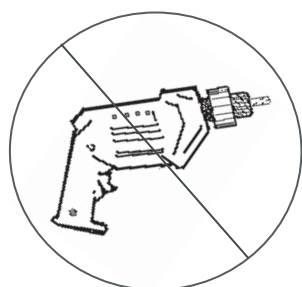
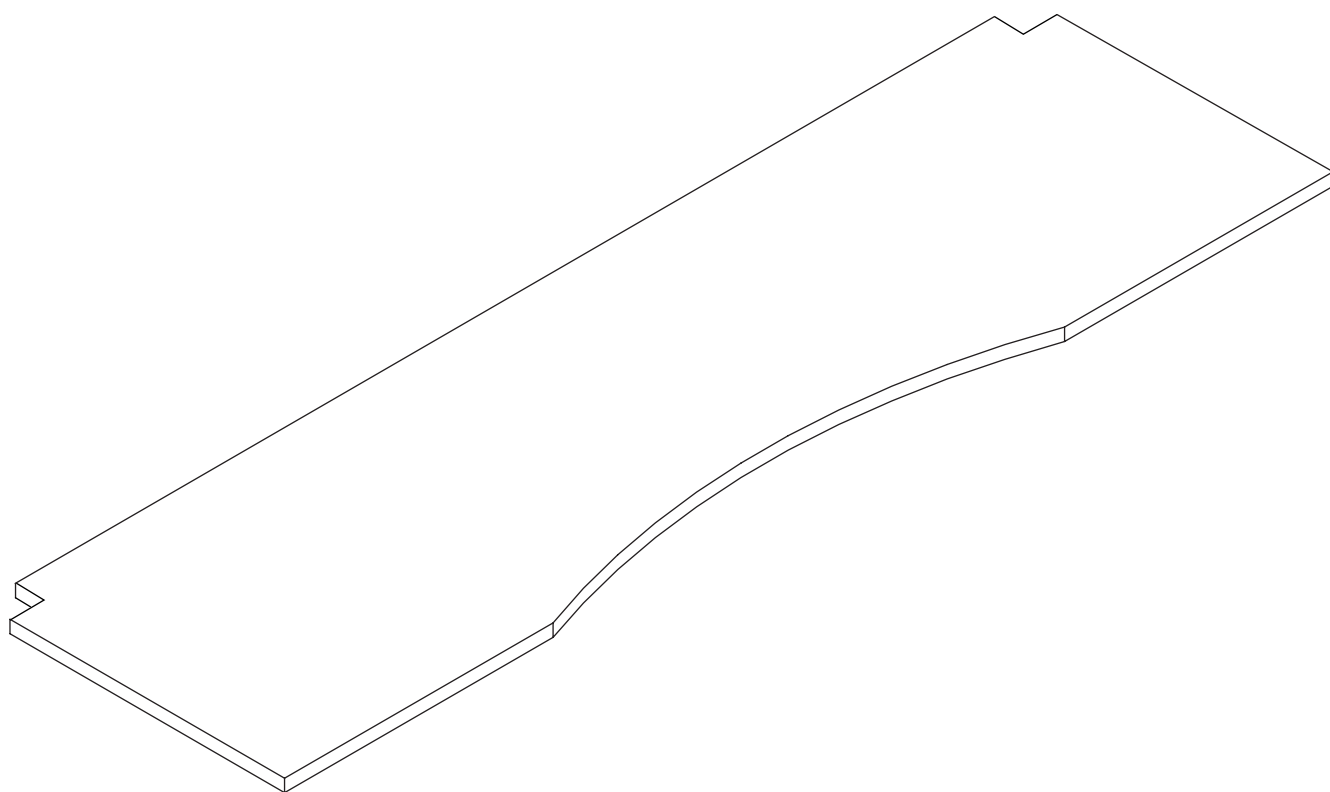
Ⓟ Instrukcja montażu

Ⓢ Navod na montaž

Ⓡ Instrucțiuni de montaj

Ⓡ Инструкция по монтажу

# 37-0031-82-000

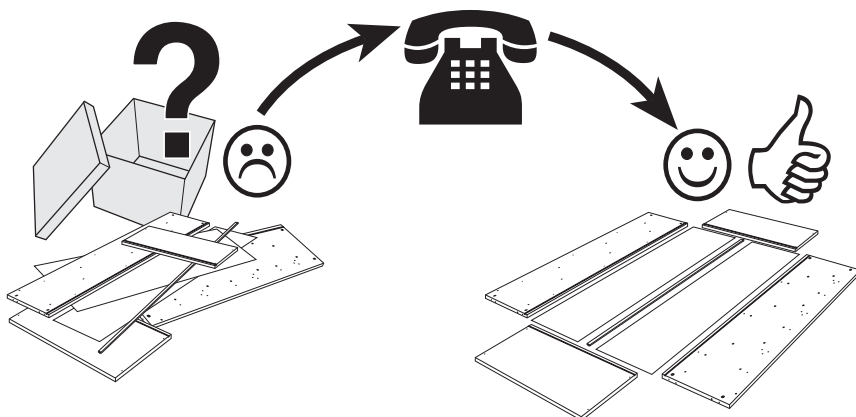
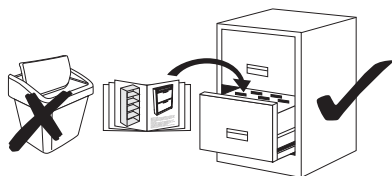


# Service • Assistenza • Dienstverlening • Serwis Servis • Szerviz • Сервисная служба

Name • Nom • Nome • Naam • Nazwa • Jméno • Názov  
Név • Denumire • Isim • Название

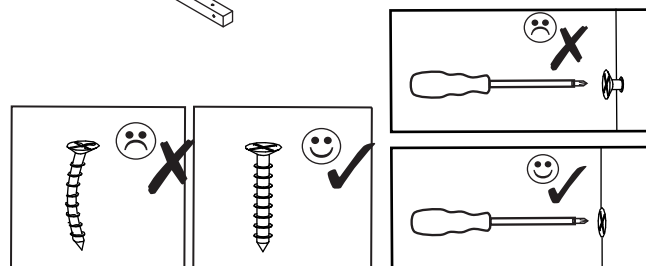
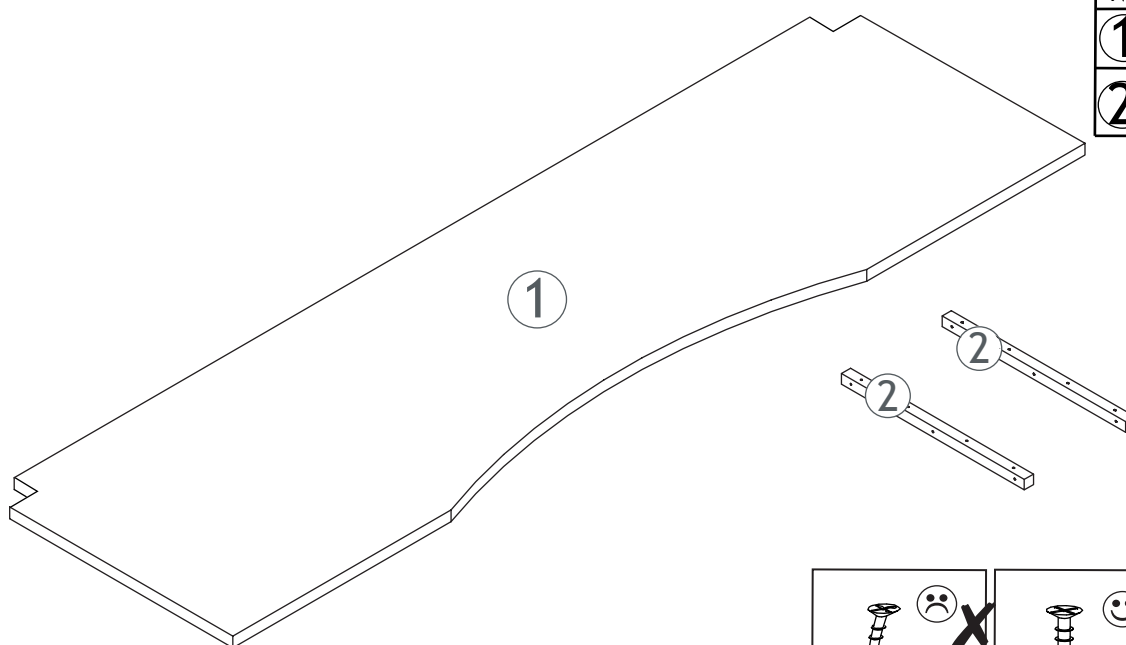
Nr. Nr. • No. • N° • Č • Sz • Номер

Typ • Тип • Type • Tip • Tipus • Druh • Тиро • Тип



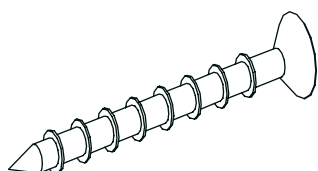
## Detail specification

A.i. Nr.	Article Nr.	pcs
①	208451-82	x1
②	208452-32	x2



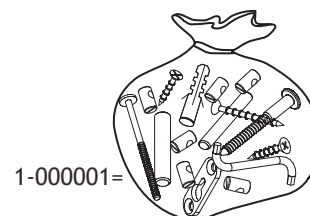
## Fitting specification

A.i. Nr.	Article Nr.	Dimentions	pcs
Ⓐ	1-000094-07	3,5X40	x14



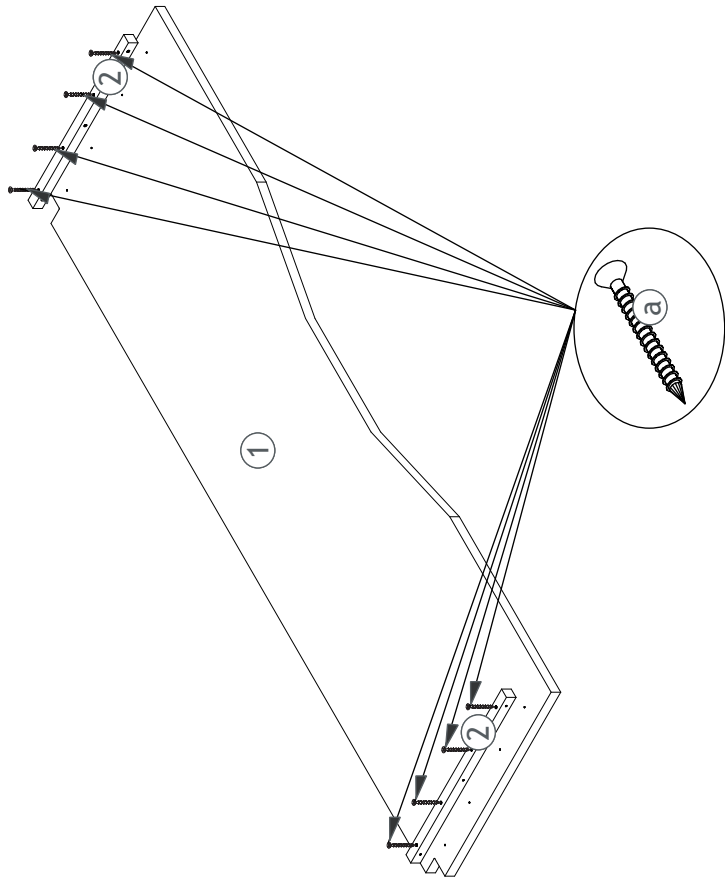
a

Make sure that there are no loose and leave screws!  
Stellen Sie sicher, dass keine losen Schrauben und verlassen!  
Zorg ervoor dat er geen losse en laat schroeven!  
Assurez-vous qu'il n'y a pas lâches et laissent vis!



1-000001=

1.



2.

